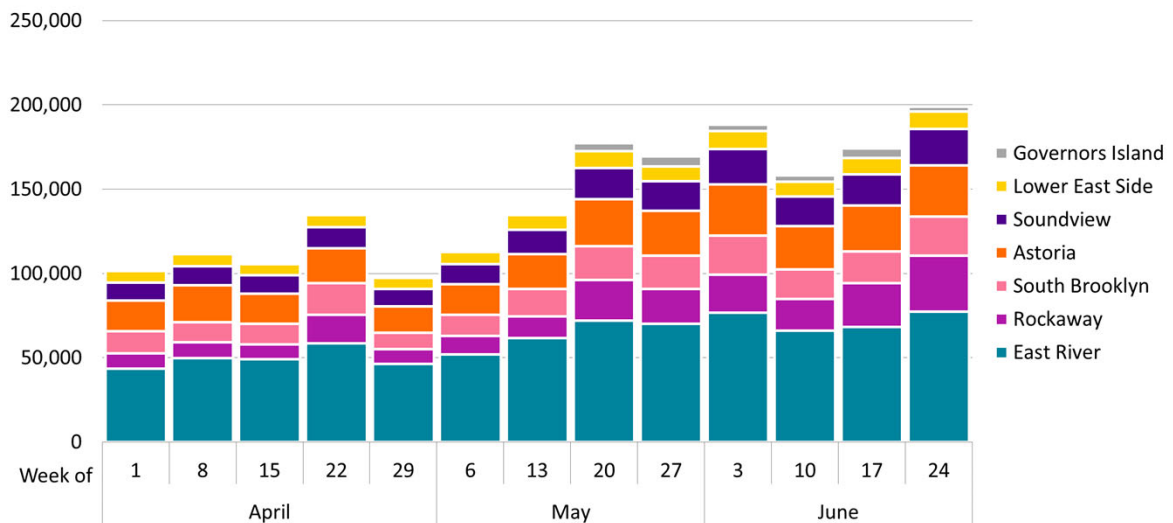


NYC Ferry QUARTERLY UPDATE

4/1/19 - 6/30/19 | Q2







Weekly Ridership









BY ROUTE

4/1/19 - 6/30/19

On-time Performance¹

Route	Trips Arriving On-Time
 Astoria	94.5%
 East River	93.3%
 Lower East Side	95.7%
 Rockaway	91.5%
 South Brooklyn	85.5%
 Soundview	92.7%
SYSTEMWIDE	92.3%

Average Daily Ridership

Route	Weekday	Weekend
 Astoria	3,054	3,919
 East River	7,705	11,035
 Lower East Side	1,107	1,430
 Rockaway	1,974	3,547
 South Brooklyn	1,988	3,321
 Soundview	2,014	2,494
SYSTEMWIDE⁴	17,842	26,739

Days and Weather

Weekdays	64	Average Daily High Temperature	56° F
Weekends & Holidays	27	Days of Precipitation	37
Total Days	91	Days of Low Visibility	0

CUMULATIVE SINCE LAUNCH

5/1/2017 - 6/30/19

10.4 M

Riders

21

Landings

24

Vessels²

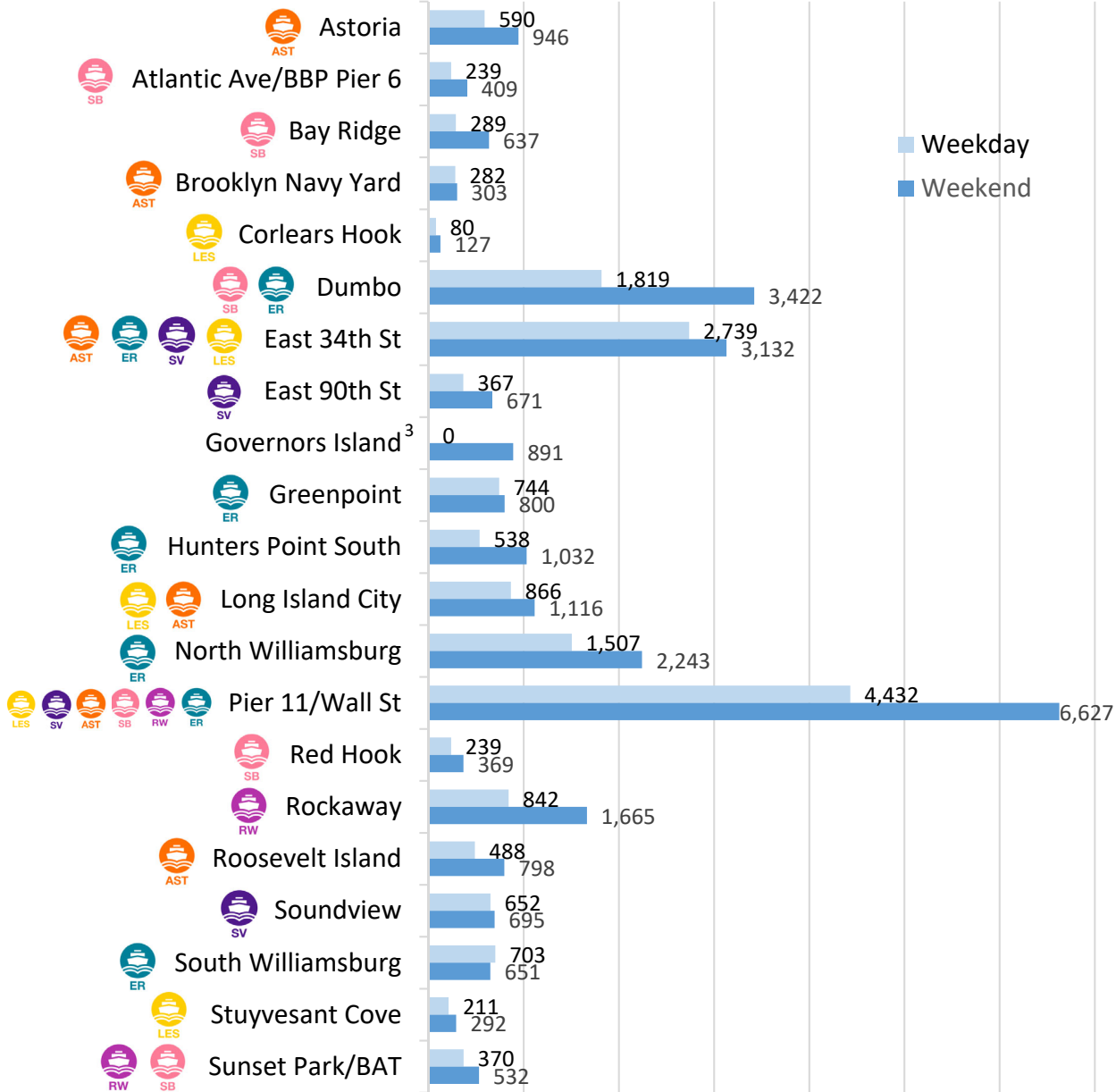
6

Routes





Average Daily Ridership



Highlights

The Brooklyn Navy Yard stop opened on May 20th as part of the Astoria route. This landing marks NYC Ferry’s first stop at a dedicated jobs center and has improved connectivity to growing neighborhoods nearby. Three more 350-passenger vessels were delivered and put into service.



Service Notes

Due to significant flooding at the Greenpoint ferry landing as a result of severe rain, service to Greenpoint was temporarily suspended in late May for several hours. Free shuttle buses were provided for riders and crews on-site found safe solutions to alleviate flooding while keeping the landing open despite heavy rain fall.

¹On Time Performance is calculated as the percentage of stops made within the quarter that depart no more than 1 minute before and arrive no more than 5 minutes past their scheduled times. This report includes delays due to events outside of the control of NYC Ferry, such as vessel traffic, river closures/obstructions, extreme weather conditions, and other U.S. Coast Guard restrictions. When tracking devices are offline, the stops are excluded from the calculation. ²Number of NYCF-branded vessels available for use; NYCF Partners with other operators to charter vessels at times of high demand. ³NYCF operates to Governors Island on weekends during its public season. Figure includes average ridership on weekends when service operated in Q2. ⁴Governors Island ridership is included in this figure.